

A red
hat on
a rat's
head



Level: A1 upwards

Focus: Pronunciation - r and h
minimal pairs

Theme: giving directions

Activity: Describing a place on a
map for the listener to locate.

ROME OR HOME?

This is a pairwork activity for Brazilian learners who pronounce the letter r at the beginning of a syllable as an h, so for example *rock and roll* sounds like *hock and hole*. Use the cartoons and tongue twisters on worksheet 1 to draw students' attention to this problem. Note that the tongue twisters demonstrate that mispronouncing the r as an h can create an entirely different word. Then use the map on worksheet 2 for further practice.

PROCEDURE

1. Give out the map. Notice that each for street, park and square on the map, there is another with a name which sounds exactly the same except for the r or h sound at the beginning.
2. Demonstrate the game by working with a volunteer student. Describe one of the places a - i on the map. For example: "It's on the corner of Hope Street and Rome Street. It's opposite Rocky Park". The student should be able to identify the place as d.
3. Put the students in pairs and ask them to take turns to describe the location of one of the places a-i on the map as you have just demonstrated. Warn them to be careful to pronounce the names beginning with R correctly, otherwise they will be naming a different street!

(Thanks to Ricardo Sili for pointing out to me of how important this pronunciation point is for the intelligibility of Brazilian speakers of English)




The rabbit had a habit
of rolling into holes

Rome or Home?




R O P E

S T R E E T




S T R E E T



S T R E E T




S T R E E T



H O P E


S T R E E T



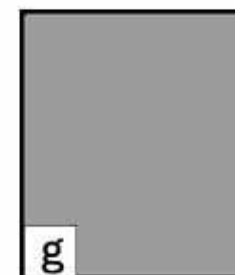
R I C E



R O M E



H O M E



H I G H

S T R E E T

